

Optimized Software Implementations for the Lightweight Encryption Scheme ForkAE

–Author’s version–

Arne Deprez¹, Elena Andreeva², Jose Maria Bermudo Mera³, Angshuman
Karmakar³, and Antoon Purnal³

¹ `arne.deprez1@gmail.com`

² Alpen-Adria University, Austria

`elena.andreeva@aau.at`

³ imec-COSIC, KU Leuven

Kasteelpark Arenberg 10, Bus 2452, B-3001 Leuven-Heverlee, Belgium

`firstname.lastname@esat.kuleuven.be`

Abstract. In this work we develop optimized software implementations for ForkAE, a second round candidate in the ongoing NIST lightweight cryptography standardization process. Moreover, we analyze the performance and efficiency of different ForkAE implementations on two embedded platforms: ARM Cortex-A9 and ARM Cortex-M0.

First, we study portable ForkAE implementations. We apply a decryption optimization technique which allows us to accelerate decryption by up to 35%. Second, we go on to explore platform-specific software optimizations. In platforms where cache-timing attacks are not a risk, we present a novel table-based approach to compute the SKINNY round function. Compared to the existing portable implementations, this technique speeds up encryption and decryption by 20% and 25%, respectively. Additionally, we propose a set of platform-specific optimizations for processors with parallel hardware extensions such as ARM NEON. Without relying on parallelism provided by long messages (cf. bit-sliced implementations), we focus on the primitive-level ForkSkinny parallelism provided by ForkAE to reduce encryption and decryption latency by up to 30%. We benchmark the performance of our implementations on the ARM Cortex-M0 and ARM Cortex-A9 processors and give a comparison with the other SKINNY-based schemes in the NIST lightweight competition – SKINNY-AEAD and Romulus.

Keywords: Authenticated encryption · Lightweight implementation · ForkAE · NIST LWC.

1 Introduction

The immense growth of small embedded devices that are connected in the Internet of Things (IoT) mandates the adequate development of their respective security mechanisms. To secure the communication between such devices one

most commonly requires the use of lightweight symmetric authenticated encryption schemes. The competition for dedicated standards for lightweight symmetric authenticated encryption (AE) and/or hashing algorithms that is run at present by the U.S. National Institute of Standards and Technology (NIST) is a clear indication of the benefits and demand for such algorithms in practice. Besides security, achieving good performance in software implementations is an important criterion for all candidates in the second round of this standardization process. In their call for submissions, NIST states that the algorithms should preferably be “...optimized to be efficient for short messages (e.g., as short as 8 bytes).” and “Compact hardware implementations and embedded software implementations with low RAM and ROM usage should be possible.” In this work we focus on ForkAE [1, 2], a NIST lightweight cryptography (LWC) second round candidate which is particularly optimized for the processing of such short messages. ForkAE uses a novel building block called forkcipher [2, 3] which enables one primitive call per data block for secure authenticated encryption with associated data AEAD. Forkcipher in ForkAE is instantiated with the ForkSkinny primitive which reuses the SKINNY [5] round and tweakable functions. The SKINNY-based nature of ForkSkinny gives us a natural reference point for comparison with the rest of the SKINNY-based candidates in the competition SKINNY-AEAD [6] and Romulus [9]. Moreover, software implementation results come with distinct advantages and optimization techniques when one deals with general versus specific platforms. In this work we aim to illustrate the advantages of ForkAE in all those aspects.

Contributions. Our contributions in this work are as follows.

1. We analyze portable ForkAE implementations across a range of platforms and show that decryption latency can be significantly reduced (up to 35%) by preprocessing the tweakable schedule. Our new decryption approach achieves code size reduction (up to 31%) in addition to speed-up, at the cost of higher memory usage.
2. We explore platform-specific optimizations. Our first implementation, suitable for systems where (cache-) timing attacks are not applicable, accelerates ForkAE encryption and decryption by 20% to 25%, respectively, by representing the forward and inverse round functions as a series of table lookups. We also explore the speed-memory trade-off for this implementation strategy.
3. We provide a second platform-specific implementation which targets platforms with SIMD (Single Instruction Multiple Data) parallel hardware extensions. Our implementation is developed to exploit the data-level parallelism present in ForkAE. Our results indicate that the efficiency and performance of ForkAE on such platforms can be significantly increased, reducing encryption and decryption latency by up to 30%.
4. We benchmark the performance of our implementations on the ARM Cortex-M0 and ARM Cortex-A9 processors, illustrating the improved software performance of ForkAE. Benchmark results are compared with the other SKINNY-based schemes in the second round of the NIST LWC standardization process

2.2 The ForkSkinny Round Function and Tweak Schedule

The ForkSkinny round function (RF) consists of the same five operations as the SKINNY round function and they are described by their effect on the internal state. The internal state (IS) is represented by a 4x4 matrix where each cell contains 8 bits (if $n = 128$) or 4 bits ($n = 64$) of data. In the beginning of the cipher evaluation, the input block is loaded into the internal state in a row-wise manner. The operations of the round function are listed below:

SubCells: Each cell of the internal state is substituted according to the SKINNY S-boxes [5].

AddConstants: Constants are added to the first column of the IS. These constants are generated by a Linear-Feedback-Shift-Register (LFSR) [1].

AddRoundTweakey: Round-tweakey material is added to the internal state in the first two rows.

ShiftRows: The cells in the second row of the internal state are rotated one position to the right. The third row is rotated 2 cells and the fourth row 3 cells.

MixColumns: Each column of the internal state is modified by a multiplication with a binary matrix M [5].

At the beginning of the encryption procedure, a tweak state is created as a set of 4x4 matrices with cells of the same size as those of the internal state. The tweak matrices are then filled row-wise with the tweak and the key. This results in the matrices TK1, TK2 and possibly TK3. In each round, the first two rows of each of the matrices are jointly added to the first two rows of the internal state (*i.e.*, in **AddRoundTweakey**). After that, the tweak state is updated to create the next round-tweakey. The update consists of a permutation of the cells and modification of the first two rows of TK2 and TK3 (if any) with an LFSR.

The ForkAE submission specifies two different modes of operation for domain extension of ForkSkinny: a parallel PAEF and a sequential SAEF [1]. The presented optimizations in this work are focused at the primitive level (*i.e.*, ForkSkinny) due to its higher impact on short message processing.

3 Portable Implementations of ForkAE

When carefully designing software in a low-level language, it is possible to obtain efficient and secure implementations that can be compiled for a broad range of platforms. In the design of such software, careful attention should be spent to efficiently use the memory and avoid side-channel vulnerabilities.

In a concurrent work, Weatherley [15] explores efficient software for lightweight cryptographic primitives on general 32-bit platforms. This includes implementations of all instances of ForkAE. These implementations aim to perform well on 32-bit embedded microprocessors and are designed to execute in constant time with constant-cache behaviour [15]. In this section, we propose an optimization that increases the performance of ForkAE decryption in these implementations.

3.1 Decryption Optimization

For decryption, the evaluation of ForkSkinny requires the final round-tweakey to be computed. In the existing portable implementation from [15], this is achieved by fast-forwarding the tweakey state until the end of the tweakey schedule. The resulting round-tweakey is then inverted on-the-fly every round. By introducing many duplicate calculations, this approach causes ForkSkinny decryption to be significantly slower than encryption.

Duplicate calculations can be avoided when the tweakey schedule is iterated once and the portion of the round-tweakey that needs to be added to the internal state is saved in memory. This way, the correct round-tweakey can be directly accessed during the round function evaluation. This ensures that the tweakey schedule is only calculated once and significantly reduces the decryption time. This implementation strategy introduces a higher memory usage as the round-tweakeys need to be stored in memory. However, instead of storing the full round-tweakeys, we show that it is sufficient to store only the relevant rows of the tweakey state. Moreover, these can readily be added together to reduce the memory footprint even more (cf. Section 2.2).

This new decryption approach achieves a significant speed-up and code size reduction, at the expense of higher memory usage. The ROM size is reduced because the round function code no longer needs to include tweakey calculations.

4 Lookup Table Implementations of ForkAE

Lookup tables can be used to speed up the calculations without introducing a security risk in platforms that are not vulnerable to cache-timing attacks. The original proposal of the Rijndael cipher for the Advanced Encryption Standard (AES) proposes very efficient implementations for 32-bit platforms, by combining multiple steps of the round function in table look ups [7]. In this section we show how, in a similar way, the SKINNY round function in ForkAE can be translated into a combination of table look ups. For the inverse round function, such a transformation is more complex. Here, the different steps of the inverse round must first be reordered, defining a modified inverse round function for which a table-base implementation can be derived.

4.1 Tabulating the Round Function

We represent the internal state at the beginning of the SKINNY round function by the matrix A (eq. (1)). For variants of ForkSkinny with a block size $n = 128$, the elements $a_{i,j}$ of this matrix are 8-bit values. In Equation (5), we write the effect of the round function on a column a_j to obtain the column b_j of the state $B = (b_0 \ b_1 \ b_2 \ b_3)$ at the end of the round. In this equation $S[a]$ denotes the output of the S-box of the SubCells step for input a . The binary matrix M (eq. (2)) defines the MixColumns operation and the matrix X contains the constants that are added in the AddConstants step (eq. (3)). The addition is always a bit-wise addition. This corresponds to an XOR operation and is denoted with

the operator \oplus . Indices should be taken modulo 4, as the **ShiftRows** operation is a rotation. The values $TK_{i,j}$ contain the round-tweakey material that is added in the **AddRoundTweakey** step (eq. (4)).

$$A = \begin{pmatrix} a_{0,0} & a_{0,1} & a_{0,2} & a_{0,3} \\ a_{1,0} & a_{1,1} & a_{1,2} & a_{1,3} \\ a_{2,0} & a_{2,1} & a_{2,2} & a_{2,3} \\ a_{3,0} & a_{3,1} & a_{3,2} & a_{3,3} \end{pmatrix} \quad (1) \quad X = \begin{pmatrix} c_0 & 0 & 2 & 0 \\ c_1 & 0 & 0 & 0 \\ 2 & 0 & 0 & 0 \\ 0 & 0 & 0 & 0 \end{pmatrix} \quad (3)$$

$$M = \begin{pmatrix} 1 & 0 & 1 & 1 \\ 1 & 0 & 0 & 0 \\ 0 & 1 & 1 & 0 \\ 1 & 0 & 1 & 0 \end{pmatrix} \quad (2) \quad TK_{i,j} = TK1_{i,j} \oplus TK2_{i,j} \oplus TK3_{i,j} \quad (4)$$

Unfortunately, constants and tweakey material should be added before **ShiftRows** and **MixColumns**. We solve this problem by splitting the round function in three terms and distributing the matrix multiplication with M .

$$b_j = \begin{pmatrix} b_{0,j} \\ b_{1,j} \\ b_{2,j} \\ b_{3,j} \end{pmatrix} = M \cdot \left(\begin{pmatrix} S[a_{0,j}] \\ S[a_{1,j-1}] \\ S[a_{2,j-2}] \\ S[a_{3,j-3}] \end{pmatrix} \oplus \begin{pmatrix} x_{0,j} \\ x_{1,j-1} \\ x_{2,j-2} \\ x_{3,j-3} \end{pmatrix} \oplus \begin{pmatrix} TK_{0,j} \\ TK_{1,j-1} \\ 0 \\ 0 \end{pmatrix} \right) \quad (5)$$

With the lookup tables $T_0 \dots T_3$ defined in eq. (6), we can now calculate the first term as in eq. (7). For ForkSkinny instances with $n = 128$, each of these tables has 256 entries of 32-bit (one for every possible input a) and thus takes up 1 kB of memory. To avoid having to store 4 kB of tables in memory, it is possible to store only one table $T = (S[a] \ S[a] \ S[a] \ S[a])^\top$ and mask it according to the needed vector. This approach needs an extra 4 logical AND operations per column, but has a smaller ROM size because only one table of 1 kB needs to be stored.

$$T_0[a] = \begin{pmatrix} S[a] \\ S[a] \\ 0 \\ S[a] \end{pmatrix}, \quad T_1[a] = \begin{pmatrix} 0 \\ 0 \\ S[a] \\ 0 \end{pmatrix}, \quad T_2[a] = \begin{pmatrix} S[a] \\ 0 \\ S[a] \\ S[a] \end{pmatrix}, \quad T_3[a] = \begin{pmatrix} S[a] \\ 0 \\ 0 \\ 0 \end{pmatrix} \quad (6)$$

$$M \cdot \begin{pmatrix} S[a_{0,j}] \\ S[a_{1,j-1}] \\ S[a_{2,j-2}] \\ S[a_{3,j-3}] \end{pmatrix} = T_0[a_{0,j}] \oplus T_1[a_{1,j-1}] \oplus T_2[a_{2,j-2}] \oplus T_3[a_{3,j-3}] \quad (7)$$

The second term corresponds to the values added in the **AddConstants** step and can be calculated by applying the **ShiftRows** and **MixColumns** step to the matrix X , resulting in the matrix from eq. (8). For $j = 0, 1, 2$ the j -th column of this matrix AC_j needs to be added with the first term. The first two columns of this matrix are different for every round, but can also be stored in a lookup table.

The final term involves the application of **ShiftRows** and **MixColumns** to the round-tweakey. This corresponds to an addition of the column K_j (eq. (9)).

$$AC = \begin{pmatrix} c_0 & 0 & 0 & 0 \\ c_0 & 0 & 2 & 0 \\ 0 & c_1 & 2 & 0 \\ c_0 & 0 & 0 & 0 \end{pmatrix} \quad (8) \quad K_j = \begin{pmatrix} TK_{0,j} \\ TK_{0,j} \\ TK_{1,j-1} \\ TK_{0,j} \end{pmatrix} \quad (9)$$

Finally, every column b_j of the output of the round function can be calculated as in Equation (10), requiring 5 table lookups and 5 XOR operations per column. For the third column, the constant lookup can be omitted as it is always the same. The final column does not feature any constants, saving another lookup and XOR. This results in a total cost for calculating the round function of 18 table lookups, 19 XOR operations and the cost of constructing the columns K_j .

$$b_j = T_0[a_{0,j}] \oplus T_1[a_{1,j-1}] \oplus T_2[a_{2,j-2}] \oplus T_3[a_{3,j-3}] \oplus AC_j \oplus K_j \quad (10)$$

4.2 The Inverse Round Function

In order to be able to implement the inverse round function in a similar way as the forward round, the `SubCells` step needs to be the first step of the inverse round and the `ShiftRows` step needs to come before the `MixColumns` step, which is not the case. In order to obtain an inverse round function where the `SubCells_inv` steps comes first, steps of consecutive rounds need to be combined in a new round and a different first and final round need to be defined. We illustrate this in Figure 3. However, in this approach the `ShiftRows_inv` step still comes after the `MixColumns_inv` step and designing an efficient table-lookup implementation is still not possible. To solve this problem we noted that the sequence of operations from Figure 2a, can be also be calculated with the sequence of operations from Figure 2b, allowing to delay the `ShiftRows_inv` step. Here, we shift in advance the round-tweakey material and the constants, so that they are added to the correct part of the row that is not yet shifted.

When the `ShiftRows_inv` operation is calculated after the addition of shifted round-tweakey material and shifted constants, it comes before the `SubCells_inv` step. Now, the `SubCells_inv` and `ShiftRows_inv` can easily be swapped because the `ShiftRows_inv` step does not modify the value within a cell and `SubCells_inv` operates on individual cells [7]. With this reordering of operations, it becomes possible to define the new inverse rounds as in Figure 4. In the calculation of these $n - 1$ new inverse rounds the first three steps can now be combined into table lookups. The table-based implementation is even more simple here, because the round-tweakey material and constants are added at the end of the round and their columns do not need to be mixed in advance. The tables are different than for the forward round, but also here the possibility exists to use only one table to reduce the memory size of the implementation.

4.3 64-bit instance

The round function transformation can also be applied to the instance where $n = 64$ and the cells of the internal state contain 4-bit values. However, with a single

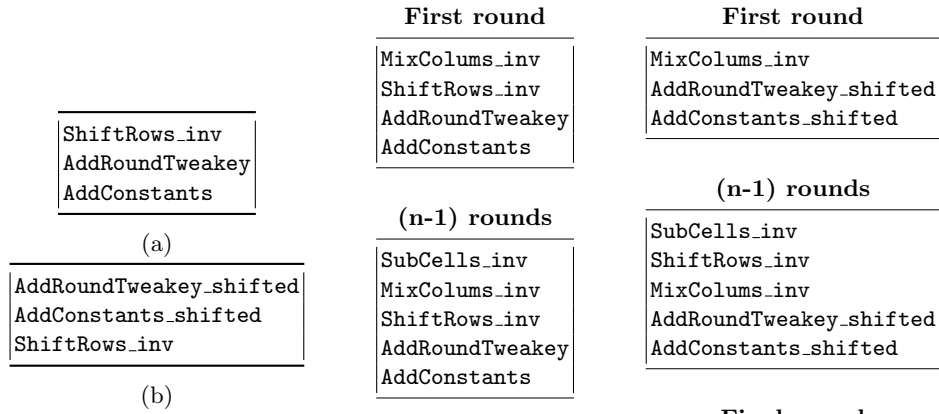


Fig. 2: Delaying the ShiftRows_inv step in the inverse round function.

Fig. 3: Definition of a new inverse round that starts with the SubCells_inv step.

Fig. 4: Definition of new inverse round with delayed ShiftRows_inv step.

byte containing two cells of the internal state, designing software that calculates this table-based round function becomes more difficult. A lot of overhead is needed to transform the state to a column representation, to select the correct 4-bit values, to construct the round-tweakey columns, etc. A possible solution to this is to split the cells of the internal state in separate bytes, i.e. using bytes that are half empty. Both ways of implementing the 64-bit lookup table round function were tested, but could not provide a speed-up.

5 Parallel Implementations of ForkAE

Cryptographic algorithms often feature data-level parallelism. As a result, they can be made more efficient or achieve higher performance when Single Instruction, Multiple Data (SIMD) hardware is available. Examples of such implementations are the bit-sliced implementation of AES from [11] using x86 Streaming SIMD Extensions (SSE) instructions, or the SKINNY implementation from [12] using x86 Advanced Vector Extensions (AVX). These bit-sliced implementations exploit the parallelism of processing multiple input blocks of long messages. As such, they are not well-suited for processing short messages.

To increase efficiency for the short messages typical for lightweight applications, the performance of a single primitive call needs to be improved. This section explores the data-level parallelism in ForkSkinny, and how it can be exploited in a SIMD-enabled processor. Specifically, we use the ARM NEON extension, available in the ARM Cortex-A9 processor of the Zynq ZYBO platform [4].

5.1 Parallelism in the Round Function

When looking at the round function, the S-box layer is the most promising subject for SIMD acceleration, because it works on the entire state in parallel and because it is the most computationally heavy part of the round function. In the portable C implementations, the S-box layer accounts for 60-80% of the execution time of round function and tweakey schedule combined.

For ForkSkinny instances with blocksize $n = 128$, the internal state fits perfectly in a NEON 128-bit quadword register. This effectively allows four times as much data to be processed in parallel. The S-box can be fully calculated for all cells of the internal state with a set of ± 60 NEON instructions. This reduces the execution time for the S-box from 169 to 83 clock cycles, a reduction of $\pm 50\%$.

The $n = 64$ ForkSkinny instance requires just one 64-bit NEON halfword register for its internal state. It also features a simpler S-box than the 128-bit instances, requiring roughly half the amount of instructions. We reduce its execution time from 117 clock cycles to 72 clock cycles, a reduction of $\pm 60\%$.

5.2 The Parallelism of the Fork

During encryption, forking after r_{init} rounds introduces data-level parallelism because the same round function is calculated in two independent branches. This parallelism has already been shown to increase performance in hardware implementations [13]. We now demonstrate that, if the processor features SIMD instructions, such primitive-level parallelism can also be exploited in software.

Although the state and round functions of both branches are independent, the tweakey schedule is serial. We overcome this apparent problem by calculating the round-tweakeys in advance and storing them (cf. decryption in Section 3.1). While this increases memory usage, round-tweakeys are now instantly available and the calculations for both branches are again completely independent.

The combined size of the internal state in both branches of ForkSkinny-64-192 is $2 \times 64 = 128$ bits. As this fits in a single NEON quadword register, the S-box can be calculated for both states in parallel, with only one set of NEON instructions. We already reduced S-box execution time from 117 to 72 clock cycles, and doing this for both branches would require 144 cycles. By leveraging the parallel branches with NEON, we manage to reduce this further to 85 cycles.

For instances with block size $n = 128$, the parallel hardware is already maximally exploited for the S-box calculation. As a consequence, executing two round functions in parallel will not speed up that part of the round function. For other parts of the round function a parallel execution does not improve performance because of the overhead introduced by using the NEON hardware. In processors with 256-bit (or higher) SIMD hardware (e.g., AVX on x86), both states can again be processed in parallel, similarly as for the 64-bit instance.

6 Performance Analysis

We analyze the performance of the ForkAE implementations on two different platforms. The first platform is the ZYBO development platform, containing

the Xilinx Z-7010 system-on-chip (SoC). The Xilinx Z-7010 contains a 650 MHz dual-core ARM Cortex-A9, 240 kB RAM and 512 MB ROM. We use a single core for the evaluation. The second platform is the STM32F0 microcontroller, which incorporates a 32-bit 48 MHz ARM Cortex-M0, 8 kB RAM and 64 kB ROM.

We always compile the C code with `gcc` and compiler option `-Os` (*i.e.*, optimizing for implementation size). We report the three most important performance metrics: speed, implementation size (ROM) and memory usage (RAM). Speed is evaluated by measuring the execution time for different input sizes, and expressed in the common metric of cycles/byte. The number that is reported is the average amount of cycles/byte needed for encryption or decryption of messages with sizes ranging from 1 block (64 or 128 bit depending to the instance) to 8 blocks. The size of the implementation, or ROM size, is expressed in bytes and corresponds to the memory necessary to store all compiled code needed for encryption or decryption. It also includes the storage of constant data such as the round constant. The memory usage, or RAM size, is also expressed in bytes and corresponds to the total amount of RAM memory that is used during encryption/decryption. This consists mainly of variables and data structures.

Constant-time execution: We followed the best practices for constant-time software implementation. Our implementation does not have any secret-dependent control flow. Furthermore, we used the `dudect` tool [14] to verify the constant-time execution of the optimized portable and parallel implementations.

6.1 Portable Implementations

The performance of the portable 32-bit C implementations is analysed on the Cortex-M0 and Cortex-A9 processors, and summarized in Table 1. It is clear that the duplicate tweakey calculations in the original approach (cf. Section 3) have a significant impact on the execution time. On the Cortex-A9, decryption with the fast-forwarding approach takes 30-55% more cycles per byte than encryption. On the Cortex-M0, the difference is even 45-70%. Another downside of this approach is the increased code size and higher memory usage compared to encryption.

Our implementation with preprocessed tweakey schedule (cf. Section 3.1) reduces this decryption time. For 128-bit instances with two tweakey matrices, the cycles per byte on the A9 are reduced with 17% compared to the decryption implementation from [15]. For three tweakey matrices, the speed-up is even greater: 25% for `PAEF-ForkSkinny-128-288` and 35% for `PAEF-ForkSkinny-64-192`. Similar observations hold for the M0. While decryption is still slower than encryption, the difference between the two is now much smaller. Our approach achieves a speed-up and code size reduction in exchange for a higher memory usage. The ROM size is reduced because the code to iterate through the entire tweakey schedule takes less space than when the tweakey schedule is calculated both in the ForkSkinny decryption and in the inverse round function. The consequence is that the round-tweakey material is stored in a buffer, which introduces a bigger RAM size. This buffer needs to be $(r_{init} + 2 \times r_0) \times \frac{n}{16}$ bytes big to store all round-tweakeys. The buffer is largest for `PAEF-ForkSkinny-128-288`, where 696 bytes of memory are needed to store the preprocessed tweakey.

Table 1: Implementation figures for ForkAE encryption/decryption with portable 32-bit C implementations. Implementations from [15].

Encryption	Cortex-A9			Cortex-M0		
	c/B	ROM	RAM	c/B	ROM	RAM
PAEF-FS-64-192	1669	3067	107	4002	2067	107
PAEF-FS-128-192	1072	3187	161	2457	2251	161
PAEF-FS-128-256	1074	3219	169	2458	2247	169
PAEF-FS-128-288	1408	3483	189	3408	2541	189
SAEF-FS-128-19	1075	3015	161	2475	2187	161
SAEF-FS-128-256	1076	3043	169	2476	2173	169
Decryption						
PAEF-FS-64-192	2596	3999	140	6767	2819	140
PAEF-FS-128-192	1397	3735	210	3562	2715	210
PAEF-FS-128-256	1393	3767	218	3563	2707	218
PAEF-FS-128-288	2001	4399	254	5305	3243	254
SAEF-FS-128-192	1398	3599	210	3580	2771	210
SAEF-FS-128-256	1397	3603	218	3579	2757	218
Decryption (preprocessed tweak schedule)						
PAEF-FS-64-192	1684	2927	392	4167	1955	392
PAEF-FS-128-192	1165	3131	810	2970	2303	810
PAEF-FS-128-256	1162	3163	818	2971	2295	818
PAEF-FS-128-288	1491	3363	950	4010	2571	950
SAEF-FS-128-192	1166	2995	810	2988	2359	810
SAEF-FS-128-256	1164	2999	818	2987	2345	818

In Figure 5a and Figure 5b, we compare the performance of ForkAE with other SKINNY-based AEAD schemes Romulus and SKINNY-AEAD. We compare the primary instances of the NIST LWC submission for small messages with different number of message (M) and associated data (A) blocks. These figures highlight the advantage of a forkcipher over a blockcipher for encryption of small messages.

6.2 Table-based Implementations

The lookup table round function described in Section 4 is implemented on the STM32F0 platform with the ARM Cortex-M0 processor as an example lightweight platform with no cache. We explore the different trade-offs between speed, code size and memory usage. Table 2 lists the results for an implementation with 4 different lookup tables. Compared to the portable implementations of Section 3, it needs up to 16% fewer clock cycles when the tables are stored in ROM. When the tables are stored in RAM, this gain is almost 20%.

We gain in speed in exchange for a higher memory cost. Particularly, when four lookup tables are used in combination with two tables containing the mixed and shifted round constants, a total of 4.7kB of memory is needed. We show that the impact of the lookup table implementation on the memory usage can be greatly reduced when only one T -table is used instead four. The performance results for this method are listed in Table 2. This approach introduces some extra calculations in the round function, but as can be seen from the results, the impact on the computation time is only a few cycles per byte. The reduction in memory cost of 3kB is significant and can be very important for the resource-constrained devices in embedded applications.

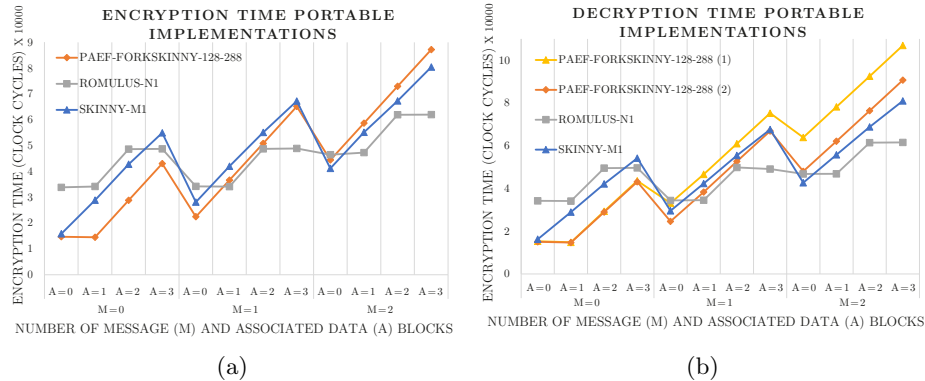


Fig. 5: Performance comparison of SKINNY based ciphers on Cortex-A9. Encryption with implementations from [15]. Decryption with SKINNY, Romulus and PAEF-ForkSkinny-128-288(1) implementations from [15] and PAEF-ForkSkinny-128-288(2) implementation with preprocessed tweakey schedule.

Table 2: Implementation figures for the table-based ForkAE encryption implementation on the ARM Cortex-M0.

Encryption	Tables in ROM		Tables in RAM			
	c/B	ROM	RAM	c/B	ROM	RAM
4 lookup tables						
PAEF-FS-128-192	2110	6752	192	2016	1960	4984
PAEF-FS-128-256	2111	6748	200	2017	1956	4992
PAEF-FS-128-288	2859	7034	220	2739	2242	5012
SAEF-FS-128-192	2128	6688	192	2035	1896	4984
SAEF-FS-128-256	2129	6674	200	2035	1882	4992
1 lookup table						
PAEF-FS-128-192	2138	3692	192	2030	1972	1912
PAEF-FS-128-256	2139	3688	200	2031	1968	1920
PAEF-FS-128-288	2919	3980	220	2805	2260	1940
SAEF-FS-128-192	2157	3628	192	2049	1908	1912
SAEF-FS-128-256	2157	3614	200	2049	1894	1920

To study the gain of tabulating the inverse round function, the performance of one specific implementation for table-based decryption is analysed. The implementation uses one lookup-table that is stored in ROM and a preprocessed tweakey schedule that is stored in RAM. The performance metrics are listed in Table 3. When this is compared with the portable decryption implementation, it can be seen that using lookup tables can significantly speed-up decryption, as the amount of cycles that are needed is reduced with up to 25%. This speed-up is higher than for encryption because of the simpler inverse round function where the addition of the round tweakey and constants can be done at the end.

Table 3: Implementation figures for the table-based ForkAE decryption implementation on the ARM Cortex-M0.

Decryption	c/B ROM RAM		
	PAEF-FS-128-192	2241	3261
PAEF-FS-128-256	2241	3253	826
PAEF-FS-128-288	3156	3529	958
SAEF-FS-128-192	2259	3317	818
SAEF-FS-128-256	2257	3303	826

6.3 Parallel Implementations

In Table 4 we list the performance of ForkAE encryption and decryption on the ZYBO platform when the NEON SIMD implementations are used. For ForkSkinny instances with a block-size $n = 128$, the S-box and its inverse are replaced with the 128-bit NEON implementation. For PAEF-ForkSkinny-64-192, the ForkSkinny implementation with parallel round function is used for encryption. Its decryption only features the parallel S-box layer, as it cannot benefit from parallelism in the round function.

For the 128-bit instances with the NEON S-box implementation, we observe a reduction in the amount of cycles for encryption and decryption of approximately 30% when compared to the portable implementations of Section 3. For the PAEF-ForkSkinny-128-288 instance with three tweakey matrices, this speed-up is a bit lower (27%). This can be explained by the larger relative importance of the tweakey calculations in this instance. The ROM size is reduced by approximately 500 bytes in all 128-bit instances. This follows from the smaller code size of the round function, which now uses the parallel NEON S-box implementation. The amount of RAM needed for encryption or decryption remains the same.

Table 4: Implementation figures for the NEON SIMD implementations of ForkAE on the ZYBO platform.

	Encryption			Decryption		
	c/B	ROM	RAM	c/B	ROM	RAM
PAEF-FS-64-192	1184	3235	331	1390	2653	392
PAEF-FS-128-192	736	2619	161	807	2551	810
PAEF-FS-128-256	737	2651	169	806	2583	818
PAEF-FS-128-288	1026	2863	189	1078	2783	950
SAEF-FS-128-192	743	2491	161	812	2415	810
SAEF-FS-128-256	743	2519	169	810	2419	818

The execution time of PAEF-ForkSkinny-64-192 encryption improves with almost 500 cycles per byte, *i.e.*, 29%, when compared to the portable implementation from [15]. For decryption, the speed-up is smaller as the degree of parallelism is lower. With the NEON inverse S-box implementation, we still accelerate decryption with 17%.

A single round of the 64-bit SKINNY round function with a NEON S-box implementation executes in 95 clock cycles on the ARM Cortex-A9. With 17 rounds before the forking point and 23 rounds after the forking point, a single branch of the ForkSkinny primitive, which is equal to the execution of the

SKINNY primitive, needs 40 of these rounds. Producing twice as much output by calculating both branches requires $17 + 2 \times 23 = 63$ such rounds, or $\frac{63}{40} = 1.58$ times the amount of computations. When the S-box is calculated in parallel for the branches after the forking point, two rounds are calculated in 112 clock cycles instead of 2×95 . This way producing the double output requires only 1.10 times the amount of execution time of a single branch.

Other SKINNY-based candidates need $M + 1$ calls to the SKINNY primitive for M message blocks, while ForkAE, which has no fixed cost, needs M calls to the ForkSkinny primitive (with 1.10 times the computational cost). As a result, for implementations where no mode parallelism is exploited (e.g., for serial modes, like Romulus), ForkAE encryption will be faster for messages of up to 10 blocks. This is illustrated in Figure 6. We note that the SKINNY-AEAD and Romulus submissions to the NIST LWC competition do not include an instance with 64-bit blocks. However, when 256-bit SIMD hardware is available, this result could also be extended to the 128-bit instances.

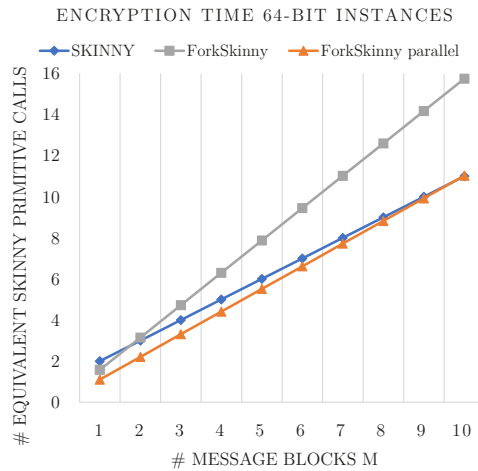


Fig. 6: Comparison of encryption time of 64-bit ForkAE implementations with SKINNY-AEAD, expressed in number of equivalent calls to SKINNY primitive.

7 Conclusion

This paper studied the design of software implementations for the lightweight authenticated encryption scheme ForkAE. First, portable 32-bit implementations were described and analyzed on different platforms. We presented a method to significantly speed-up the decryption of ForkAE in these implementations.

In order to increase performance, two specialized implementations for two different target platforms were designed. The first implementation is designed for platforms where cache-timing attacks are not possible. It was shown that on

these platforms the SKINNY round function and inverse round function can be transformed into a combination of table-lookups. This allowed for a significant increase in performance. The impact on the amount of memory needed for this implementation can be minimised by reducing the number of tables.

A second platform-specific implementation targets platforms with a NEON SIMD hardware extension. This paper described how in these platforms, the data-level parallelism in the ForkSkinny primitive can be exploited in efficient implementations with reduced latency. We exploited the first level of parallelism found in the SKINNY round function, and a second level of parallelism introduced by the forking step in ForkSkinny.

References

1. Andreeva, E., Lallemand, V., Purnal, A., Reyhanitabar, R., Roy, A., Vizár, D.: Forkae v.1 (2019), <https://csrc.nist.gov/CSRC/media/Projects/lightweight-cryptography/documents/round-2/spec-doc-rnd2/forkae-spec-round2.pdf>
2. Andreeva, E., Lallemand, V., Purnal, A., Reyhanitabar, R., Roy, A., Vizár, D.: Forkcipher: a new primitive for authenticated encryption of very short messages. Cryptology ePrint Archive, Report 2019/1004 (2019), <https://eprint.iacr.org/2019/1004>
3. Andreeva, E., Reyhanitabar, R., Varici, K., Vizár, D.: Forking a blockcipher for authenticated encryption of very short messages. Cryptology ePrint Archive, Report 2018/916 (2018), <https://eprint.iacr.org/2018/916>
4. ARM: CortexTM-A9 NEONTM Media Processing Engine, Technical Reference Manual (2012)
5. Beierle, C., Jean, J., Kölbl, S., Leander, G., Moradi, A., Peyrin, T., Sasaki, Y., Sasdrich, P., Sim, S.M.: The skinny family of block ciphers and its low-latency variant mantis. In: Annual International Cryptology Conference. pp. 123–153. Springer (2016)
6. Beierle, C., Jean, J., Kölbl, S., Leander, G., Moradi, A., Peyrin, T., Sasaki, Y., Sasdrich, P., Sim, S.M.: Skinny-aead and skinny-hash v1.1. Submission to Round 1 of the NIST Lightweight Cryptography Standardization process (2019)
7. Daemen, J., Rijmen, V.: AES proposal: Rijndael (1999)
8. Deprez, A.: ForkAE-SW. GitHub repository (2020), <https://github.com/ArneDeprez1/ForkAE-SW>
9. Iwata, T., Khairallah, M., Minematsu, K., Peyrin, T.: Romulus v1.2. Submission to the NIST Lightweight Cryptography Standardization process (2019)
10. Jean, J., Nikolić, I., Peyrin, T.: Tweaks and keys for block ciphers: the tweakey framework. In: International Conference on the Theory and Application of Cryptology and Information Security. pp. 274–288. Springer (2014)
11. Käsper, E., Schwabe, P.: Faster and timing-attack resistant aes-gcm. vol. 5747, pp. 1–17 (2009)
12. Kölbl, S.: AVX implementation of the skinny block cipher. GitHub repository (2018), https://github.com/kste/skinny_avx
13. Purnal, A., Andreeva, E., Roy, A., Vizár, D.: What the fork: Implementation aspects of a forkcipher. In: NIST Lightweight Cryptography Workshop 2019 (2019)

14. Reparaz, O., Balasch, J., Verbauwhede, I.: Dude, is my code constant time? In: Design, Automation & Test in Europe Conference & Exhibition pp. 1697–1702. IEEE (2017)
15. Weatherley, R.: NIST lightweight cryptography primitives. GitHub repository (2020), <https://github.com/rweather/lightweight-crypto>